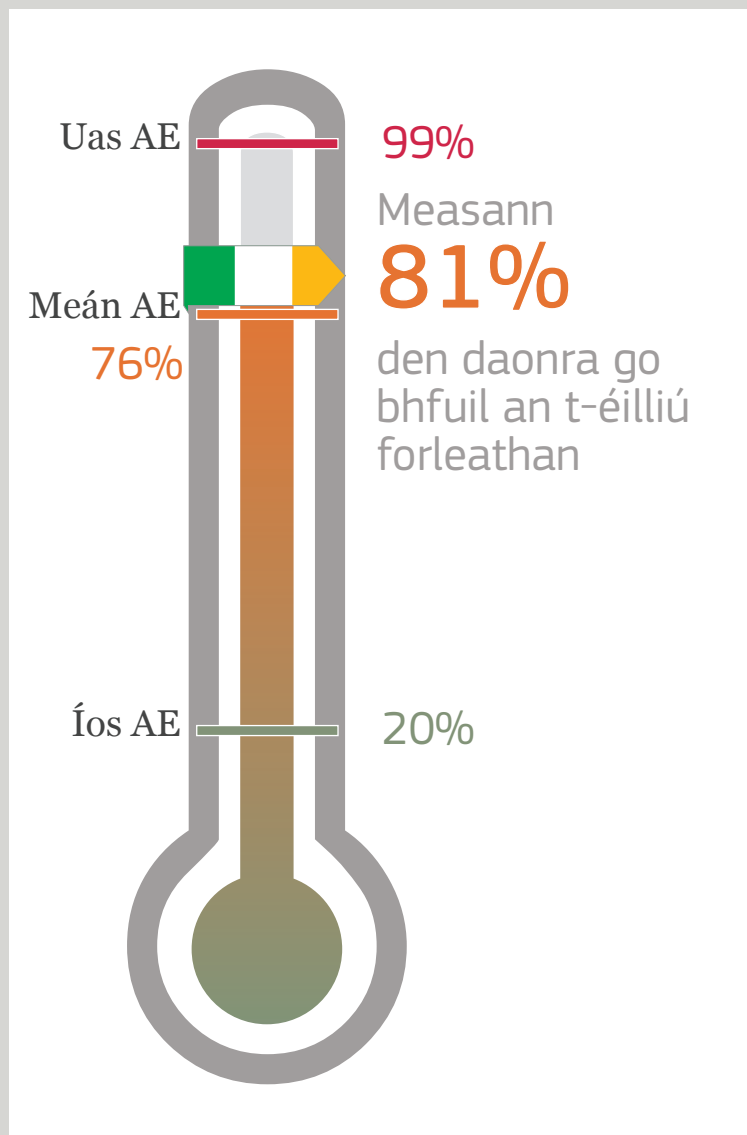
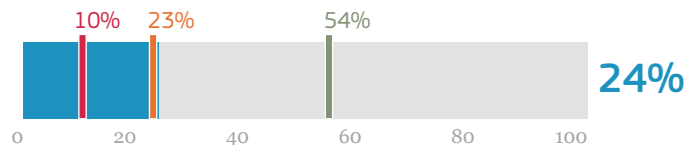


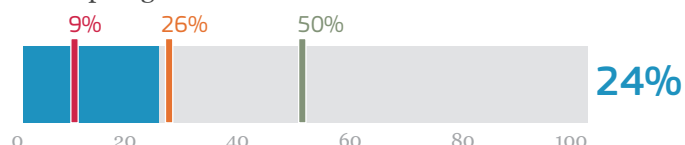
TUARASCÁIL FRITHÉILLITHE AE 2014



Rath ar iarrachtaí rialtais chun an t-éilliú a chomhrac



Ionchúisítear dóthain daoine as éilliú in Éirinn le daoine a dhíspreagadh ó chleachtais éillitheacha



■ Íos AE ■ Meán AE ■ Uas AE

Táscairí eacnamaíocha

OTI per capita (2012) - **33 200 EUR**

OTI ag praghsanna reatha margaidh (2012)

163.9 billiún EUR

Foinse: Eurostat

An scáthgheilleagar (meastachán 2013)

12.2% den OTI

Foinse: Schneider, F. (2013), "Size and Development of the Shadow Economy ..."

Soláthar poiblí (2011)

Caiteachas rialtais agus fóntas ar oibreacha, earraí agus seirbhísí (meastachán 2010 in úsáid le haghaidh 2011)

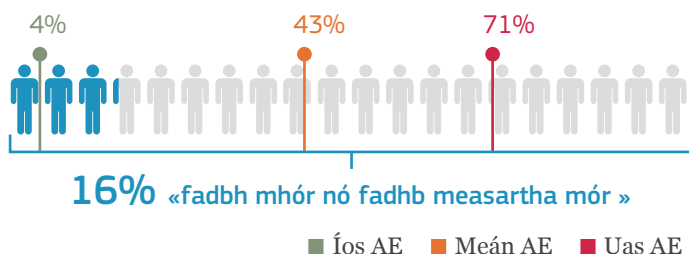
23.23 billiún EUR

Caiteachas iomlán ar oibreacha, earraí agus seirbhísí

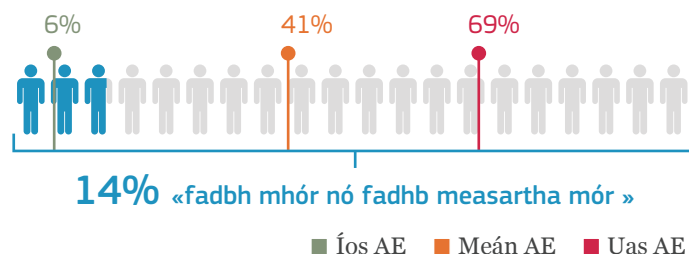
14.6% den OTI

Foinse: DG Internal Market and Services

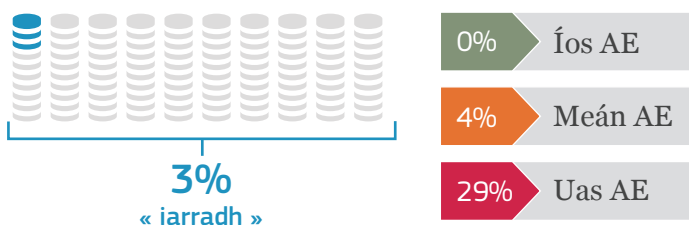
An dóigh leat gur fadhb nó nach fadhb é an t-éilliú agus do chuideachta i mbun gnó in Éirinn?



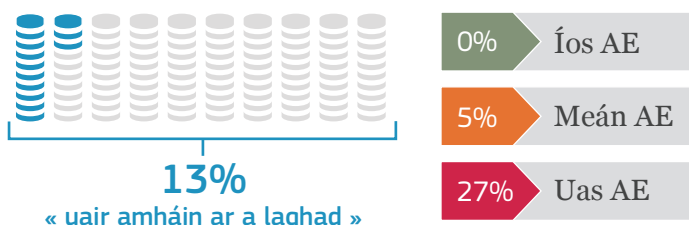
An fadhb iad an phátrúnacht agus an finíochas agus do chuideachta i mbun gnó in Éirinn?



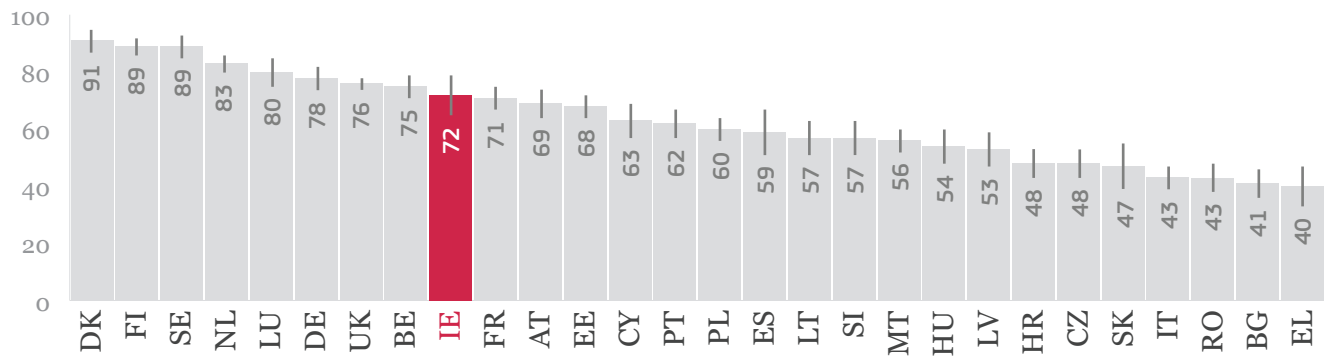
Le 12 mhí dhéag anuas, ar iarradh ort breab a íoc, nó an rabhthas ag súil go n-íocfá breab as seirbhísí?



Ar iarr duine ar bith in Éirinn ar dhuine sa chuideachta chéanna leat breab a íoc nó an rabhthas ag súil leis?

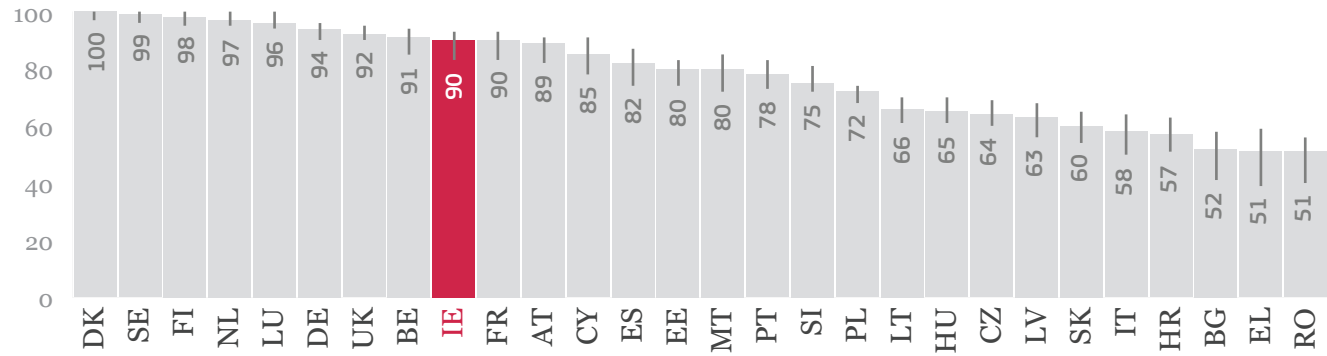


Innéacs na Braistinte Éillithe de chuid Transparency International (2013)



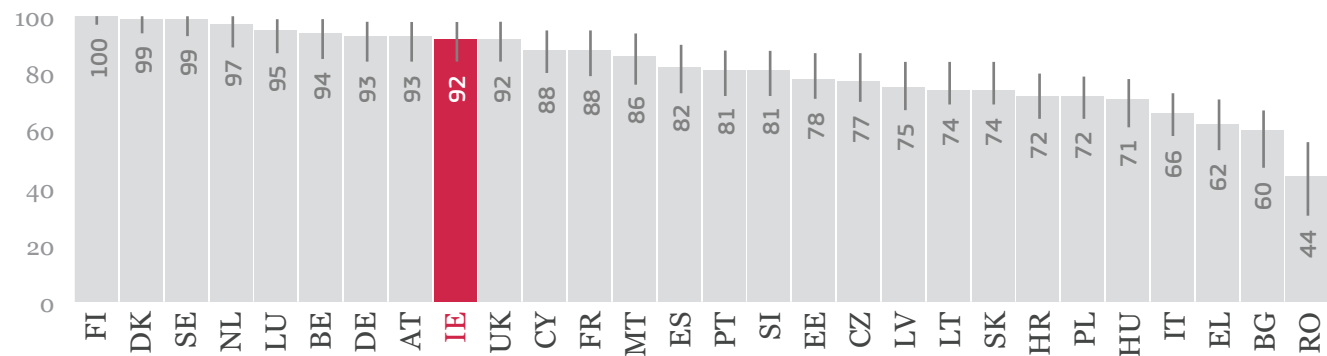
Foinse: [Transparency International](#)

Rialú Éillithe (ord peircintíle)



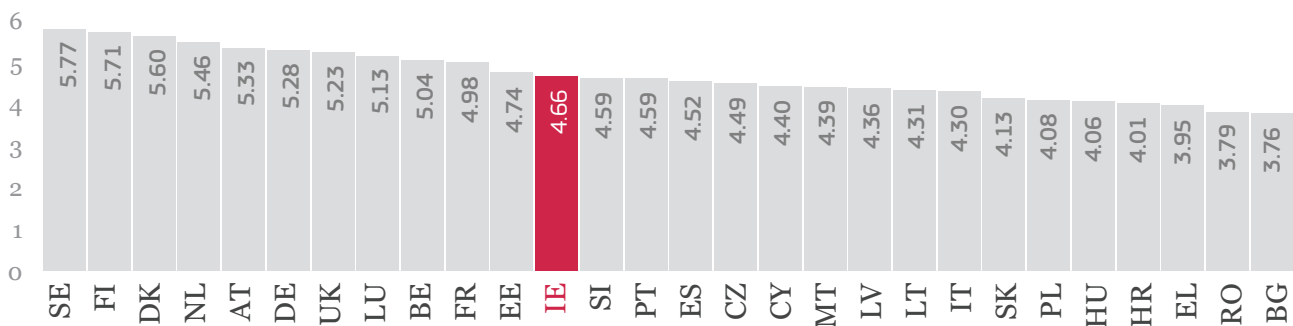
Foinse: [World Bank governance indicators \(2012 data\) \(215 countries\)](#)

Éifeachtúlacht Rialtais (ord peircintíle)




Foinse: [World Bank governance indicators \(2012 data\) \(215 countries\)](#)

Innéacs Iomaíochais 2012 mar chuid d'Eoraip 2020 (scór)



Foinse: [World Economic Forum](#)

Ord i mbun Gnó an Bhainc Dhomhanda 2013-10-24



Foinse: [World Bank Doing Business Report 2013](#)