
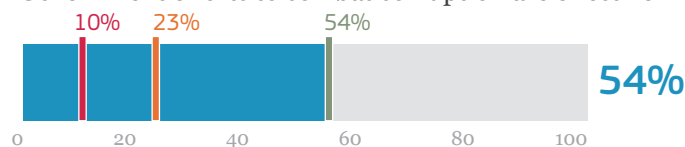


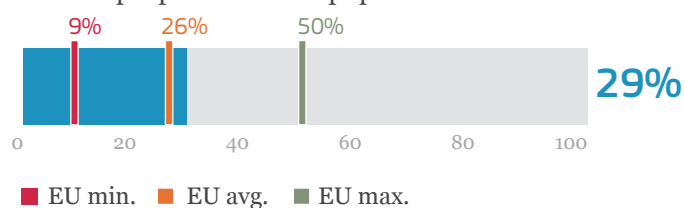
EU ANTI-CORRUPTION REPORT 2014



Government efforts to combat corruption are effective



There are enough successful prosecutions in Denmark to deter people from corrupt practices



Economic indicators

GDP per capita (2012) - **32 100 EUR**

GDP at current market prices (2012) - **245.2 billion EUR**

Source: [Eurostat](#)

Shadow economy (2013 estimate) - **13.0% of GDP**

Source: [Schneider, F. \(2013\), "Size and Development of the Shadow Economy ..."](#)

Public procurement (2011)

Government and utilities expenditure on works, goods and services (2010 estimate re-used for 2011)

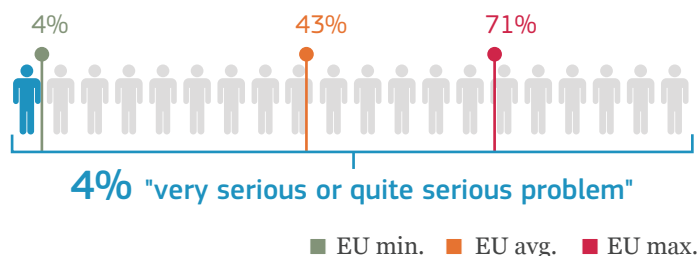
41.08 billion EUR

Total expenditure on works, goods and services

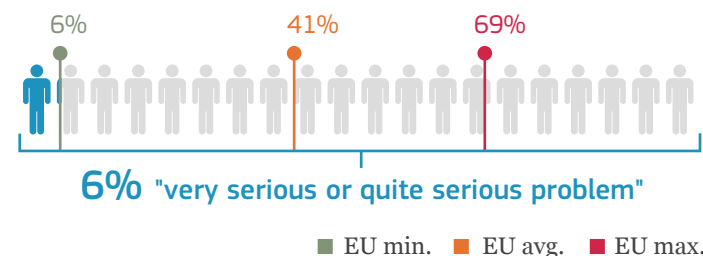
17.1% of GDP

Source: [DG Internal Market and Services](#)

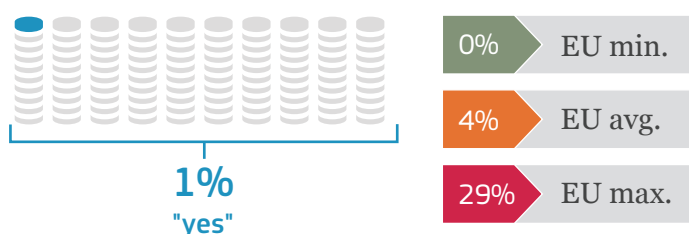
Do you consider corruption to be a problem or not for your company when doing business in Denmark?



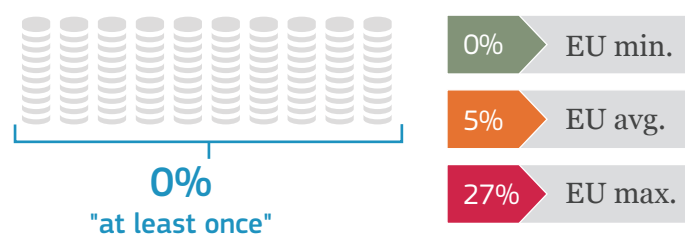
Do you consider patronage and nepotism to be a problem for your company when doing business in Denmark?



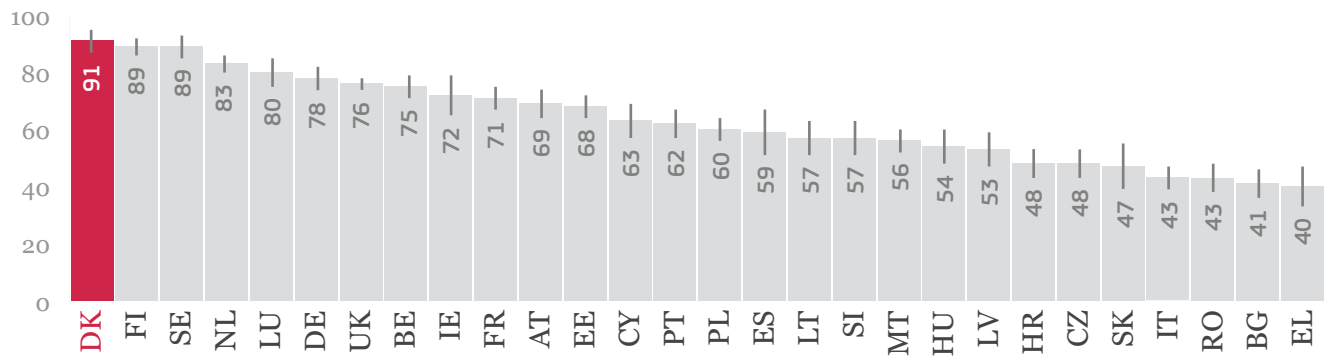
Over the last 12 months, has anyone asked you, or expected you, to pay a bribe for his or her services?



Has anyone in Denmark asked or expected someone from your company to pay a bribe?

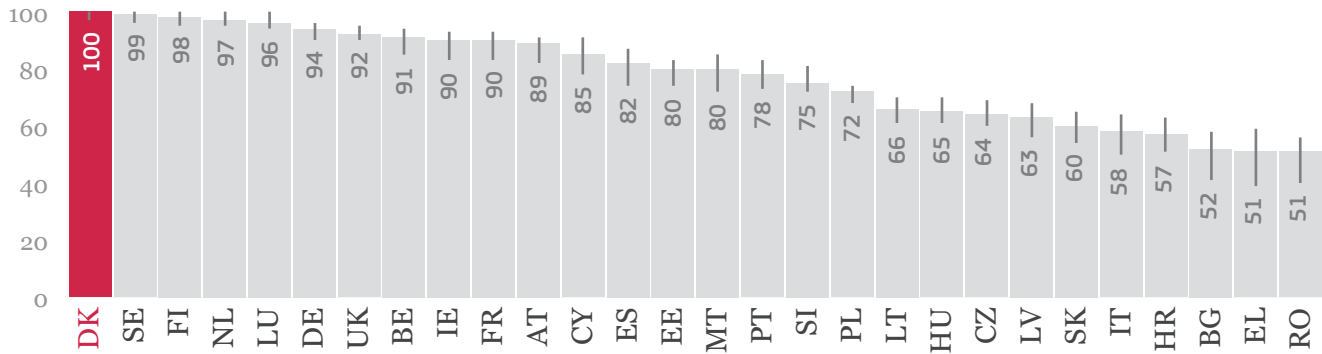


Transparency International Corruption Perception Index (2013)



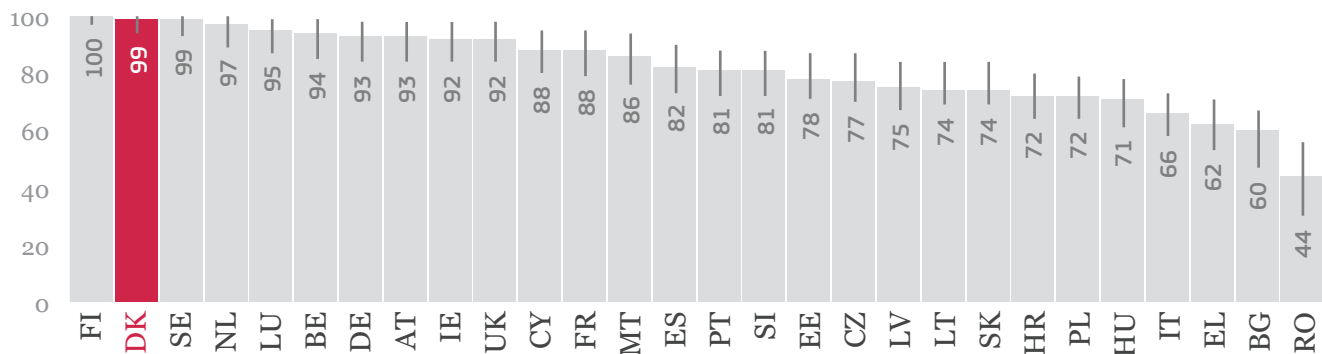
Source: [Transparency International](#)

Control of Corruption (percentile rank)



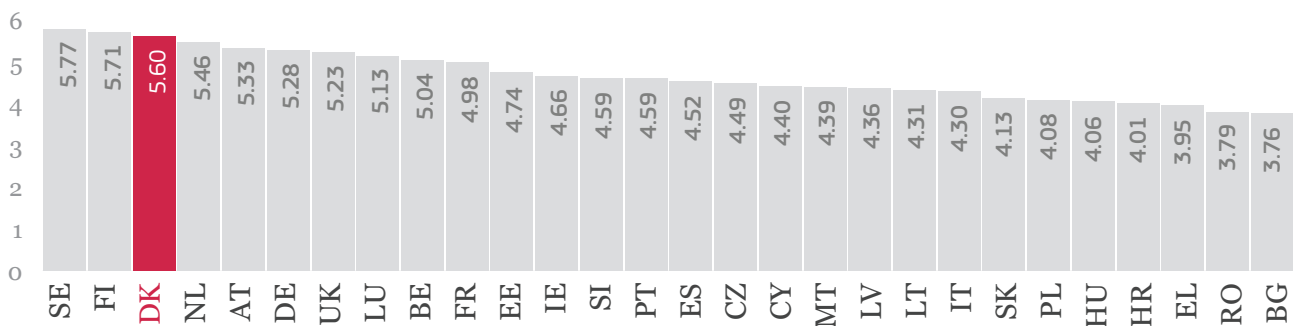
Source: [World Bank governance indicators \(2012 data\) \(215 countries\)](#)

Government Effectiveness (percentile rank)



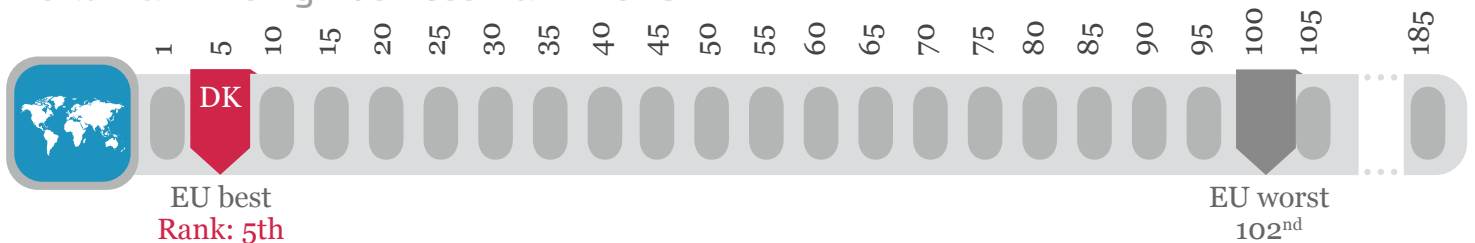
Source: [World Bank governance indicators \(2012 data\) \(215 countries\)](#)

Europe 2020 Competitiveness Index 2012 (score)



Source: [World Economic Forum](#)

World Bank Doing Business Rank 2013



Sources: [World Bank Doing Business Report 2013](#)